

Scaled data based on original data using
LM-79-08 Approved Method: Electrical and Photometric Measurements of Solid-
State Lighting Products

Test Report Prepared for
Cooper Lighting Solutions
(formerly Eaton)

Brand: INVUE

Report Number: P141702

Luminaire Tested: **ECM-E01-LED-E1-T2-7060**

Issue Date: 03/03/2020

Test Information

Test Method: LM-79-08
Report Number: P141702
REPORT IS SCALED FROM IESNA LM-79-08 TEST DATA (P33682)
Test Lab: INNOVATION CENTER-P3
Issue Date: 03/03/2020
Manufacturer: COOPER LIGHTING SOLUTIONS (FORMERLY EATON)
Product Line: INVUE
Catalog Number: ECM-E01-LED-E1-T2-7060
Description: EPIC CLASSICAL MEDIUM DECORATIVE LED LUMINAIRE
(1) LIGHTBARS WITH AccuLED OPTICS - TYPE 2
Light Source: (21) 5700K CCT, 70 CRI LEDs
Ballast/Driver: -

Summary

Lumens per Lamp: N/A
Luminaire Lumens: 3025.1 lumens
Efficiency: N/A
Efficacy: 122.5 lumens/watt
Luminous Opening: Rectangular (W 0.17' x L: 1' x H: 0')
IES Classification: Type II - Short - Semi-Cutoff
BUG Rating: B1 - U0 - G1

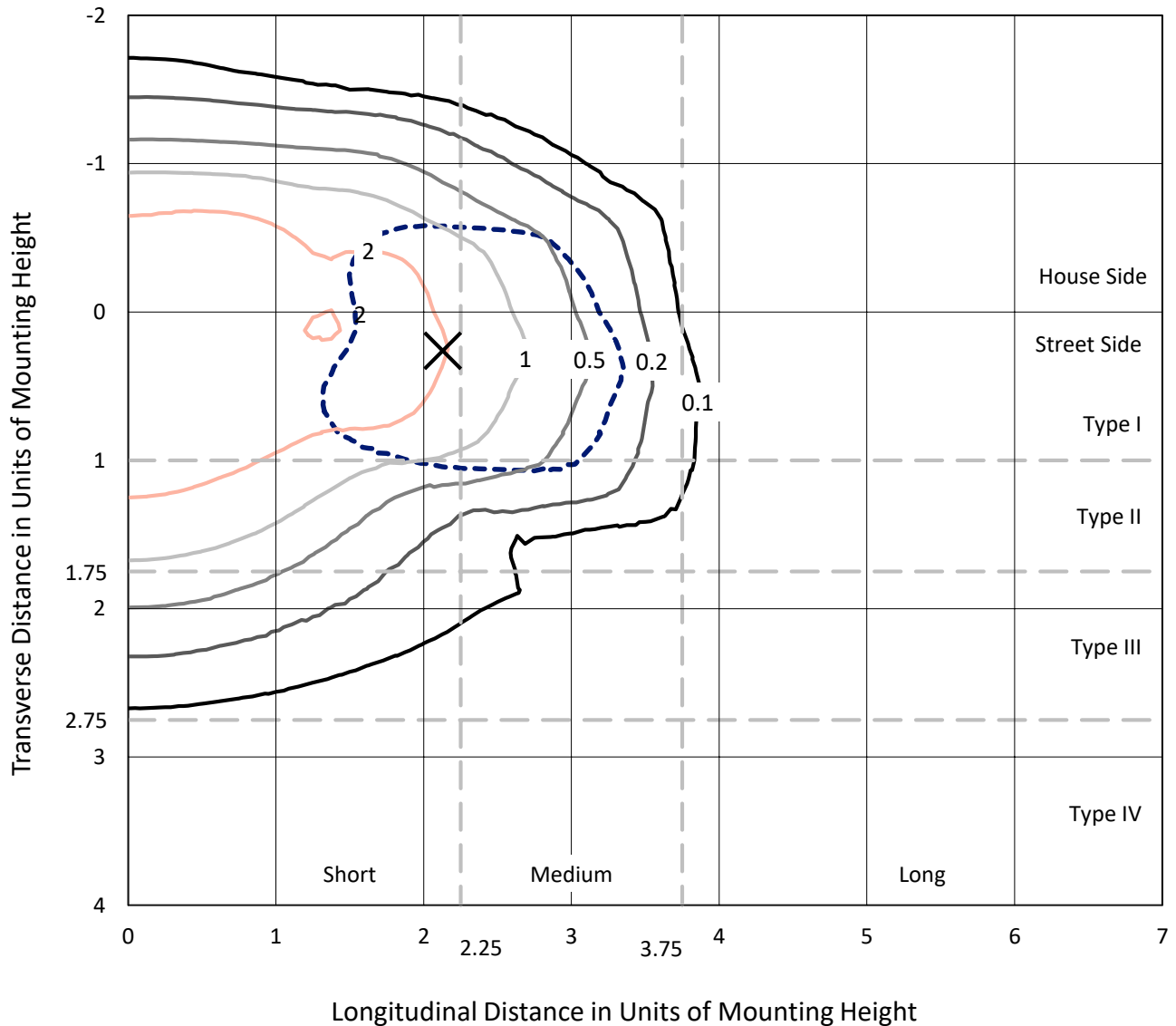
Input Watts (W): 24.7
Input Voltage (V): NR
Input Current (Ain): NR
Voltage Rise (V): NR
Power Factor: NR
Total Harmonic Distortion (THDi): NR
Frequency (hertz): 60
Stabilization Time: NR
Operation Time: NR
Ambient Temperature (°C): NR
Test Distance: 25 FT



REPORT NUMBER: P141702
 CATALOG NUMBER: ECM-E01-LED-E1-T2-7060

Iso-Footcandle Lines of Horizontal Illumination

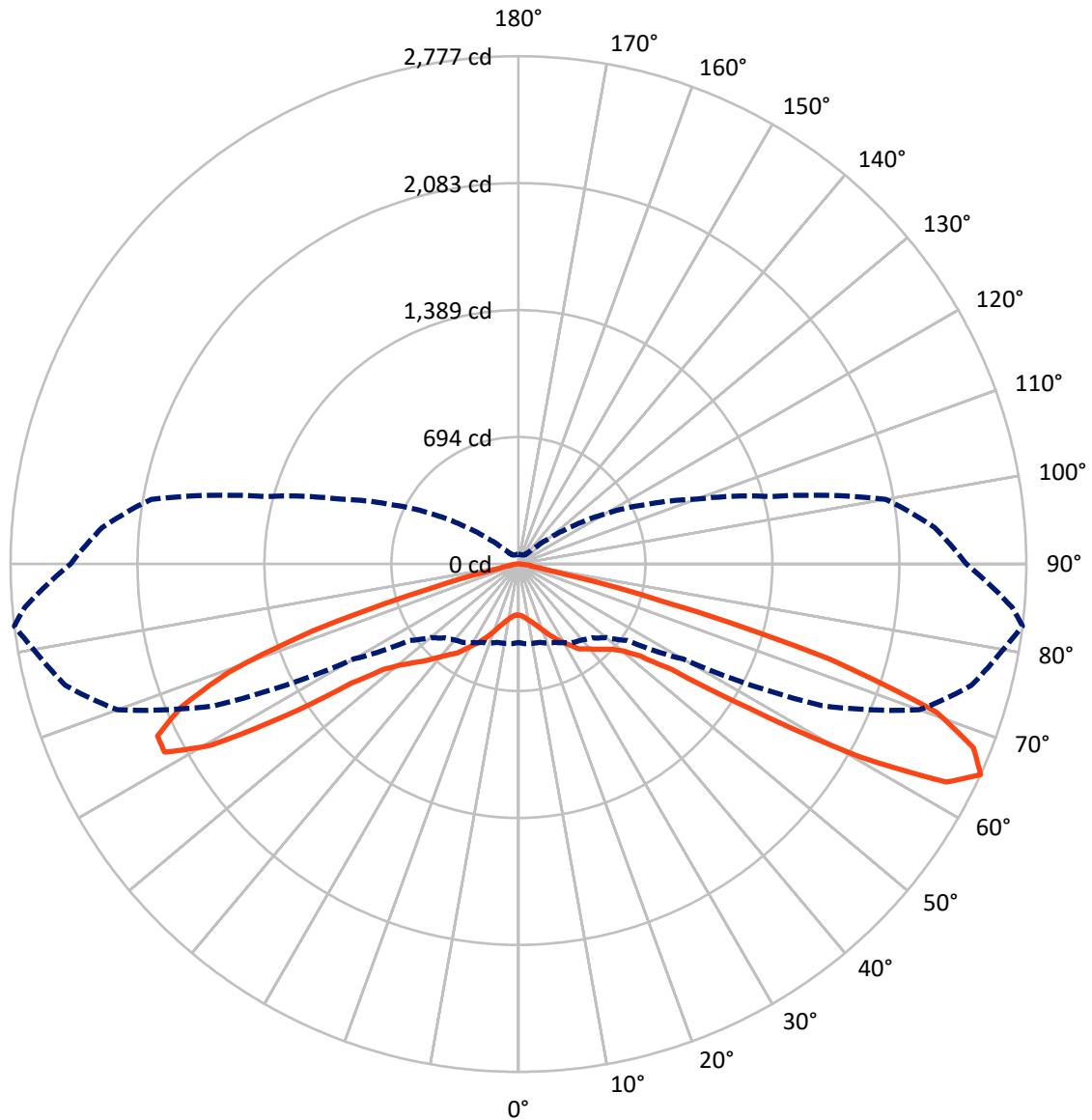
× Max cd
 - - - 1/2 Max cd



Based on 10 foot mounting height. Maximum calculated value = 3.5 fc
 Type II - Short - Semi-Cutoff

REPORT NUMBER: P141702
CATALOG NUMBER: ECM-E01-LED-E1-T2-7060

Luminous Intensity Polar Plot



— Vertical Plane Through 83-Deg Lateral - - - Horizontal Cone Through 65-Deg Vertical

REPORT NUMBER: P141702

CATALOG NUMBER: ECM-E01-LED-E1-T2-7060

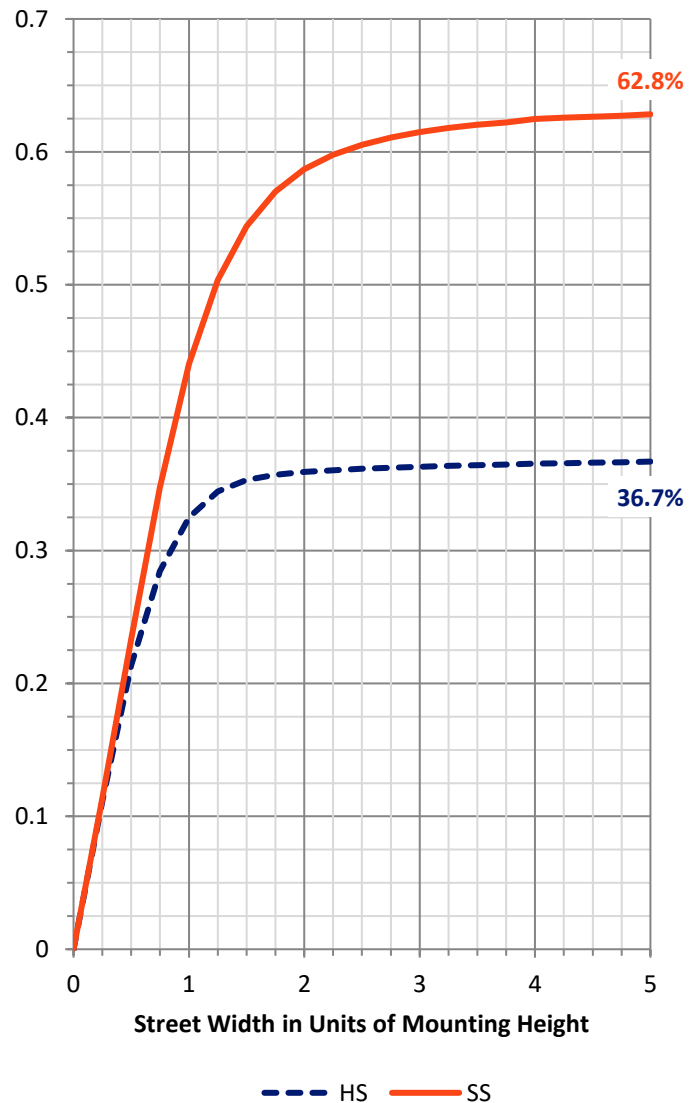
FLUX DISTRIBUTION:

		Downward	Upward	Total
House Side	Lumens	1122.1	0.0	1122.1
	% Fixture	37.1	0.0	37.1
Street Side	Lumens	1903.0	0.0	1903.0
	% Fixture	62.9	0.0	62.9
Total	Lumens	3025.1	0.0	3025.1
	% Fixture	100.0	0.0	100.0

Coefficient of Utilization

ZONAL LUMENS:

Zone	Lumens	% Fixture
0°-10°	28.2	0.9
10°-20°	98.7	3.3
20°-30°	195.1	6.4
30°-40°	335.7	11.1
40°-50°	506.5	16.7
50°-60°	704.8	23.3
60°-70°	813.5	26.9
70°-80°	295.6	9.8
80°-90°	46.9	1.6
90°-100°	0.0	0.0
100°-110°	0.0	0.0
110°-120°	0.0	0.0
120°-130°	0.0	0.0
130°-140°	0.0	0.0
140°-150°	0.0	0.0
150°-160°	0.0	0.0
160°-170°	0.0	0.0
170°-180°	0.0	0.0
0°-90°	3025.1	100.0
0°-180°	3025.1	100.0



REPORT NUMBER: P141702

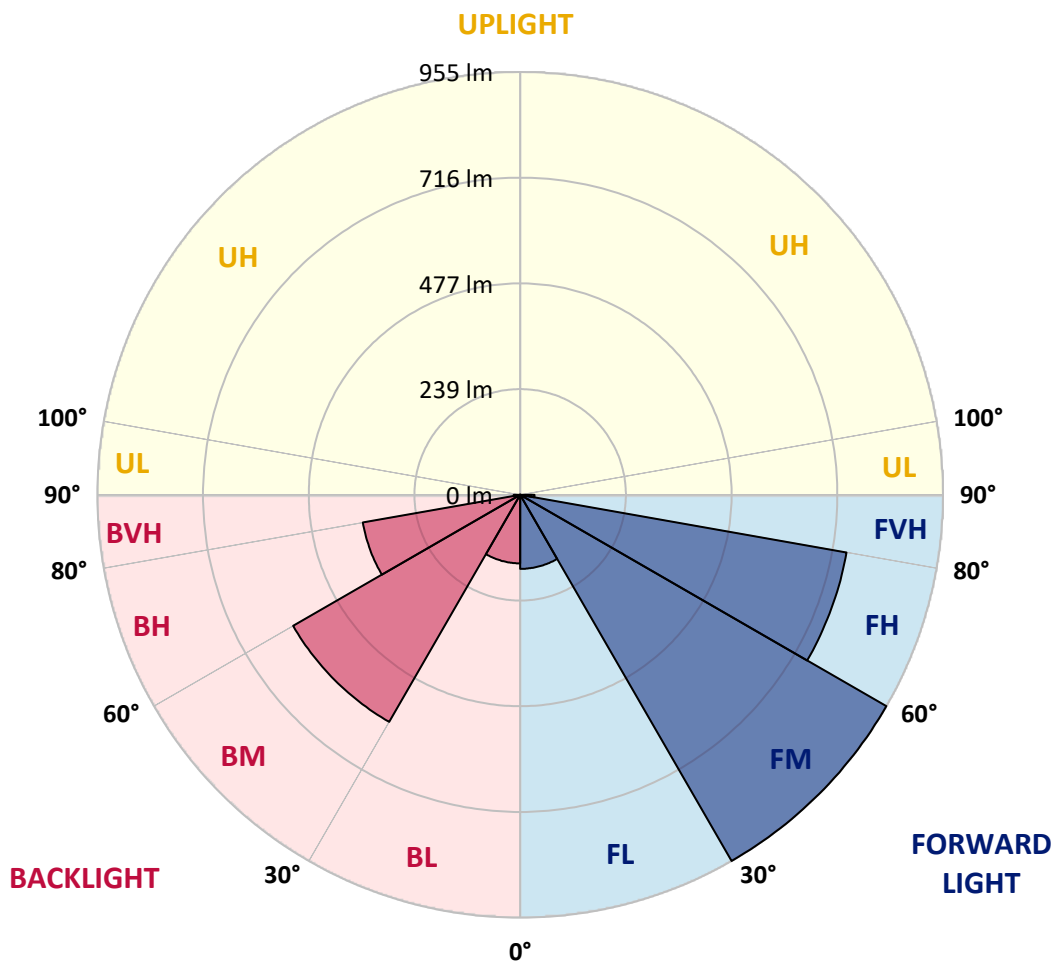
CATALOG NUMBER: ECM-E01-LED-E1-T2-7060

LUMINAIRE CLASSIFICATION SYSTEM LUMEN TABLE AND BUG RATING:

Zone	Lumens	% Fixture	Zone Rating/Lumen Limit		
			B	U	G
FL (0°-30°)	167.2	5.5			
FM (30°-60°)	954.9	31.6			
FH (60°-80°)	748.4	24.7			G1/1800
FVH (80°-90°)	32.4	1.1			G1/100
BL (0°-30°)	154.8	5.1	B1/500		
BM (30°-60°)	592.0	19.6	B1/1000		
BH (60°-80°)	360.8	11.9	B1/500		G1/500
BVH (80°-90°)	14.5	0.5			G1/100
UL (90°-100°)	0.0	0.0		U0/0	
UH (100°-180°)	0.0	0.0		U0/0	

BUG Rating: B1-U0-G1

Type II Short





REPORT NUMBER: P141702

CATALOG NUMBER: ECM-E01-LED-E1-T2-7060

CANDELA DISTRIBUTION (FULL):

	0°	5°	10°	15°	20°	25°	30°	35°	40°	45°	50°
0°	280.1	280.1	280.1	280.1	280.1	280.1	280.1	280.1	280.1	280.1	280.1
2.5°	293.8	294.5	293.8	293.8	293.5	293.1	293.1	292.8	292.1	291.4	291.1
5°	309.9	310.2	309.2	309.2	309.5	309.2	308.2	308.5	305.8	304.8	304.1
7.5°	327.7	328.7	327.3	326.6	326.3	325.6	324.6	322.9	320.8	319.1	318.1
10°	347.8	348.9	348.2	346.8	344.8	343.7	342.7	340.0	337.6	334.9	332.8
12.5°	371.8	372.1	371.5	368.7	367.3	364.3	360.8	357.8	354.3	350.2	346.8
15°	395.4	395.7	394.7	392.0	390.3	386.5	381.7	377.6	371.8	367.0	362.6
17.5°	413.5	414.2	412.2	410.1	407.7	402.9	398.5	393.7	387.5	382.4	377.9
20°	419.7	420.7	419.3	418.3	416.9	414.5	410.1	406.0	400.5	396.8	393.3
22.5°	416.9	418.0	417.3	417.3	417.3	416.9	414.9	413.9	410.4	408.7	408.0
25°	412.8	413.9	413.2	413.9	415.2	416.9	416.9	419.0	418.7	421.4	423.1
27.5°	423.4	424.1	422.4	422.4	423.8	426.5	425.8	429.9	430.6	436.1	441.2
30°	460.4	460.4	457.6	454.9	455.9	455.2	454.6	457.3	457.3	462.4	464.8
32.5°	515.4	511.7	511.3	511.0	508.6	510.3	504.8	505.2	502.8	503.5	502.4
35°	576.0	575.6	574.3	573.6	572.6	577.7	573.6	577.0	568.5	565.4	559.6
37.5°	629.0	630.4	631.4	636.5	638.9	649.2	651.6	653.3	644.4	644.7	631.7
40°	682.4	684.1	687.8	697.1	703.9	713.5	717.9	725.1	725.8	727.2	717.6
42.5°	740.5	737.8	742.9	754.5	763.1	772.7	778.5	791.8	799.3	803.1	804.5
45°	787.4	784.3	786.7	793.5	801.4	813.7	826.4	846.2	862.3	879.7	889.3
47.5°	811.6	812.3	814.0	818.1	823.6	835.6	853.4	878.7	904.7	932.7	957.7
50°	819.5	819.9	822.3	826.4	831.5	844.1	862.6	891.3	922.8	962.1	1000.5
52.5°	821.9	820.5	822.9	825.0	828.4	839.0	856.5	886.6	922.1	969.7	1026.4
55°	813.0	811.3	815.4	818.1	820.9	829.4	842.8	870.5	907.4	961.5	1035.7
57.5°	778.8	779.2	785.0	792.2	799.3	811.0	828.4	854.7	891.3	944.7	1027.8
60°	721.0	720.0	727.2	736.1	748.4	766.8	788.4	815.1	845.5	890.0	971.7
62.5°	616.0	620.1	622.5	635.8	636.5	662.9	676.9	703.6	729.6	763.8	837.3
65°	428.9	437.8	440.2	443.6	459.7	473.4	496.0	524.0	541.1	571.2	625.9
67.5°	267.1	273.6	274.0	282.9	296.9	312.6	330.1	358.5	384.4	389.2	416.6
70°	221.6	222.0	226.8	233.3	244.2	260.3	277.4	297.2	320.8	335.9	333.1
72.5°	183.7	185.7	189.1	195.6	207.6	222.0	243.9	269.2	298.6	328.7	355.4
75°	123.1	126.6	127.6	130.7	136.5	149.5	165.9	189.8	227.8	272.6	329.4
77.5°	65.3	66.0	68.4	70.8	73.9	81.7	92.3	104.7	129.6	168.3	235.0
80°	33.2	34.5	36.3	38.0	37.6	39.7	42.8	48.2	56.8	73.9	106.4
82.5°	12.0	15.4	20.2	22.6	22.6	23.3	24.3	25.3	24.6	27.4	34.2
85°	5.5	6.2	7.9	12.3	12.7	12.7	12.7	13.3	12.7	11.3	13.3
87.5°	0.0	1.0	1.0	3.1	3.4	3.1	3.4	4.4	3.4	2.7	2.4
90°	0.0	0.0	0.0	0.0	0.0	0.0	0.0	0.0	0.0	0.0	0.0



REPORT NUMBER: P141702

CATALOG NUMBER: ECM-E01-LED-E1-T2-7060

CANDELA DISTRIBUTION (continued):

	55°	60°	65°	70°	75°	80°	83°	85°	90°	95°	100°
0°	280.1	280.1	280.1	280.1	280.1	280.1	280.1	280.1	280.1	280.1	280.1
2.5°	289.4	288.7	287.0	286.3	284.2	282.9	282.2	281.5	280.5	279.1	278.1
5°	302.0	300.0	297.6	296.2	293.5	290.7	289.7	288.3	285.9	283.9	281.5
7.5°	315.4	313.0	310.2	307.1	304.4	301.3	300.0	298.6	295.2	292.4	289.0
10°	329.7	326.3	323.2	320.5	318.1	314.7	312.3	311.3	308.2	304.1	300.6
12.5°	343.4	339.6	336.6	333.1	330.7	328.0	325.6	324.6	322.2	318.4	315.7
15°	357.8	354.0	350.6	348.2	345.5	343.7	342.4	340.7	339.6	336.6	335.2
17.5°	373.2	369.7	366.7	364.6	363.6	363.2	362.9	362.2	361.2	359.1	358.1
20°	390.6	387.5	386.5	386.2	386.5	386.8	387.5	387.5	387.9	386.5	386.2
22.5°	407.4	407.4	409.1	411.1	413.2	414.5	415.6	414.2	414.5	416.6	418.3
25°	425.8	428.9	433.4	436.8	439.9	442.3	443.6	444.3	445.0	448.1	451.1
27.5°	445.7	450.5	457.0	461.4	467.2	471.0	473.7	473.4	474.4	478.5	484.0
30°	470.3	475.1	481.9	488.1	496.0	501.4	502.4	501.8	503.1	506.9	517.8
32.5°	504.8	505.9	510.3	516.5	525.0	530.5	531.5	533.2	536.3	543.2	556.5
35°	553.4	549.0	548.6	551.4	559.6	570.2	571.2	572.2	573.6	582.5	600.3
37.5°	619.1	601.0	590.0	581.5	582.5	586.2	588.3	589.0	592.4	606.1	636.2
40°	701.5	667.7	643.4	619.1	610.2	610.9	611.6	610.9	617.7	638.9	678.3
42.5°	791.8	762.1	719.6	669.4	644.1	635.8	636.9	637.6	648.2	678.9	722.7
45°	887.6	868.4	819.2	740.5	686.1	665.3	664.6	665.9	683.4	726.8	773.0
47.5°	971.7	976.5	940.3	847.9	754.5	701.5	697.1	699.5	727.9	774.4	821.2
50°	1038.4	1069.9	1067.1	994.0	865.3	764.1	748.4	751.8	785.3	833.5	875.6
52.5°	1088.7	1152.7	1193.7	1164.6	1052.8	877.7	837.0	831.1	873.2	924.2	950.2
55°	1122.2	1225.9	1333.6	1383.9	1338.4	1122.9	1016.5	1003.9	1049.4	1114.4	1125.6
57.5°	1144.4	1314.8	1546.7	1741.0	1802.9	1618.2	1484.8	1431.8	1464.9	1533.7	1519.0
60°	1107.5	1350.0	1803.9	2152.1	2328.2	2282.4	2134.0	2053.9	1992.0	1986.9	1905.1
62.5°	965.9	1266.2	1908.2	2347.7	2595.4	2652.5	2626.1	2531.4	2360.0	2265.0	2080.3
65°	728.5	1037.4	1834.0	2332.7	2564.9	2691.5	2777.3	2709.3	2449.3	2284.8	2039.2
67.5°	465.5	669.7	1525.5	2151.7	2370.0	2512.2	2683.9	2652.8	2320.7	2110.7	1843.6
70°	340.0	371.1	1035.0	1821.3	2061.4	2186.6	2422.6	2409.0	2035.1	1799.1	1534.4
72.5°	391.6	276.7	567.4	1360.6	1546.3	1644.8	1780.0	1746.8	1421.8	1258.0	1070.6
75°	441.6	309.5	319.8	807.2	864.0	794.9	813.4	706.3	551.0	488.4	481.2
77.5°	371.8	388.2	290.0	346.8	319.5	230.2	172.4	135.1	105.7	113.6	126.2
80°	216.2	436.4	383.8	180.6	202.5	161.1	71.8	59.5	49.3	49.9	50.6
82.5°	66.7	272.6	540.1	220.6	200.4	227.1	66.0	40.4	32.5	36.6	41.4
85°	22.2	114.2	433.0	231.6	129.6	121.1	29.1	19.8	16.4	22.9	32.5
87.5°	5.5	27.7	80.4	30.4	19.2	11.6	9.9	7.2	7.9	14.4	20.2
90°	0.0	0.0	0.0	0.0	0.0	0.0	0.0	0.0	0.0	0.0	0.0



REPORT NUMBER: P141702

CATALOG NUMBER: ECM-E01-LED-E1-T2-7060

CANDELA DISTRIBUTION (continued):

	105°	110°	115°	120°	125°	130°	135°	140°	145°	150°	155°
0°	280.1	280.1	280.1	280.1	280.1	280.1	280.1	280.1	280.1	280.1	280.1
2.5°	277.4	276.4	275.3	274.7	273.6	273.6	272.6	272.6	271.2	270.5	270.5
5°	279.4	277.4	275.7	274.0	272.3	271.6	270.2	269.5	268.2	267.1	266.4
7.5°	286.3	283.5	281.5	279.4	277.4	276.4	275.0	273.6	273.3	272.6	271.9
10°	297.9	294.2	292.4	291.1	288.3	287.7	286.3	285.3	284.2	283.2	283.5
12.5°	313.0	310.2	309.5	306.8	306.1	305.1	303.0	302.4	299.6	297.6	296.5
15°	332.1	331.1	331.1	329.7	327.7	326.0	322.9	321.2	316.4	313.3	309.9
17.5°	357.4	356.4	356.7	355.4	353.0	349.9	346.5	341.4	334.2	328.7	321.9
20°	386.8	386.5	387.2	386.2	383.1	379.0	370.8	363.2	353.3	343.4	335.9
22.5°	419.7	421.4	422.1	419.3	415.9	407.4	398.5	387.5	374.2	361.2	350.6
25°	454.6	458.7	461.1	457.3	453.2	442.3	428.9	414.2	395.4	379.7	365.6
27.5°	488.8	497.3	500.7	498.7	492.2	476.8	459.0	439.5	416.6	395.7	377.6
30°	529.5	540.8	546.9	543.8	531.2	511.0	489.5	463.1	434.0	409.1	387.2
32.5°	572.2	586.2	590.7	584.2	565.7	540.4	512.4	480.2	447.4	418.7	394.0
35°	619.8	632.8	633.8	621.1	596.9	564.7	529.8	491.2	453.5	421.4	394.4
37.5°	661.2	674.2	673.1	654.3	624.9	584.9	540.4	493.6	449.8	413.2	383.8
40°	704.6	719.0	711.1	686.8	648.8	597.9	541.8	485.3	435.4	395.4	363.2
42.5°	750.4	756.6	742.6	712.1	663.2	597.5	530.2	465.9	412.8	368.4	334.5
45°	792.5	787.7	767.5	726.8	662.2	582.8	507.2	441.6	382.7	338.3	305.1
47.5°	830.1	815.1	783.9	726.8	646.1	556.8	477.8	410.1	351.6	306.8	274.0
50°	870.8	839.4	790.8	714.2	617.0	525.4	446.7	378.6	318.4	272.6	236.7
52.5°	924.9	868.4	790.8	691.3	586.9	493.6	413.9	342.0	279.8	231.9	196.3
55°	1051.4	929.3	804.5	678.6	560.3	460.0	374.9	294.8	234.3	188.5	159.0
57.5°	1300.1	1062.7	873.2	701.9	550.3	423.8	324.6	242.5	185.0	146.7	122.1
60°	1507.0	1170.4	929.0	719.6	534.3	376.9	263.0	185.7	137.5	108.4	92.3
62.5°	1560.4	1171.8	906.1	673.5	469.3	306.8	193.9	127.9	94.4	78.7	70.1
65°	1427.0	1036.4	770.6	549.3	357.4	213.1	121.4	77.6	62.9	57.5	54.0
67.5°	1199.5	825.7	571.2	383.1	225.4	117.3	68.1	53.4	47.9	46.2	44.5
70°	920.1	580.1	371.8	224.4	118.0	60.9	48.6	43.8	41.4	40.4	39.0
72.5°	567.1	342.7	202.1	107.7	58.8	46.5	43.4	41.7	38.6	37.3	35.9
75°	240.8	147.1	83.8	54.7	47.2	44.5	42.1	40.0	37.6	35.6	34.2
77.5°	81.1	56.1	49.6	47.9	47.2	44.5	41.4	38.6	36.3	33.9	32.5
80°	49.3	44.8	45.8	45.5	47.2	44.1	40.0	36.9	34.2	31.8	30.1
82.5°	42.8	42.4	43.4	44.5	46.9	42.4	37.6	33.2	29.8	27.4	25.7
85°	36.9	37.6	38.3	39.0	40.4	35.9	30.4	26.3	23.6	20.5	19.2
87.5°	24.6	26.7	28.0	28.4	27.4	17.1	9.9	11.6	12.0	10.3	9.2
90°	0.0	0.0	0.0	0.0	0.0	0.0	0.0	0.0	0.0	0.0	0.0



REPORT NUMBER: P141702

CATALOG NUMBER: ECM-E01-LED-E1-T2-7060

CANDELA DISTRIBUTION (continued):

	160°	165°	170°	175°	180°
0°	280.1	280.1	280.1	280.1	280.1
2.5°	269.5	269.2	270.2	269.2	269.2
5°	266.1	265.8	265.8	265.8	265.1
7.5°	271.6	271.2	270.9	270.9	270.5
10°	282.2	281.8	281.8	281.5	281.5
12.5°	294.8	293.5	293.1	292.4	292.8
15°	307.1	303.4	302.4	301.3	300.3
17.5°	316.7	312.3	309.9	307.8	307.8
20°	328.7	322.9	319.8	316.7	316.7
22.5°	342.4	334.5	330.4	327.0	325.6
25°	353.7	343.7	337.9	333.8	332.8
27.5°	362.2	349.6	342.0	337.2	335.9
30°	369.1	354.7	345.8	340.7	338.6
32.5°	373.5	357.8	348.2	343.1	341.0
35°	371.1	354.3	342.7	336.6	335.2
37.5°	359.1	341.4	327.7	321.2	318.8
40°	337.2	318.1	303.7	295.9	294.5
42.5°	308.5	289.4	275.7	267.5	263.7
45°	277.7	257.9	244.9	237.4	232.9
47.5°	244.6	225.1	211.7	204.2	201.1
50°	209.7	190.9	179.6	171.4	168.3
52.5°	173.4	156.7	145.4	138.5	135.1
55°	138.9	125.2	115.6	111.2	108.8
57.5°	108.4	99.5	94.1	91.3	89.6
60°	84.1	79.7	77.6	75.6	75.9
62.5°	65.7	64.6	64.0	62.9	63.3
65°	53.0	52.3	52.7	52.3	52.7
67.5°	43.4	43.8	44.5	44.5	44.8
70°	38.3	38.6	39.3	39.3	39.3
72.5°	35.6	36.3	36.9	36.6	36.6
75°	33.5	35.2	36.6	35.2	33.9
77.5°	31.5	35.6	39.3	36.3	32.5
80°	28.7	37.6	42.1	36.6	31.1
82.5°	27.4	36.3	36.9	31.8	27.4
85°	25.3	41.0	42.8	29.1	20.9
87.5°	13.0	24.6	28.4	19.5	10.6
90°	0.0	0.0	0.0	0.0	0.0

(END OF REPORT)